

Under Arm Turn Triple-2 Step

Pre-requisite

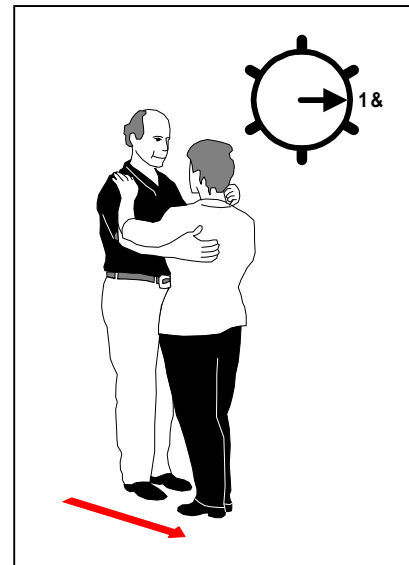
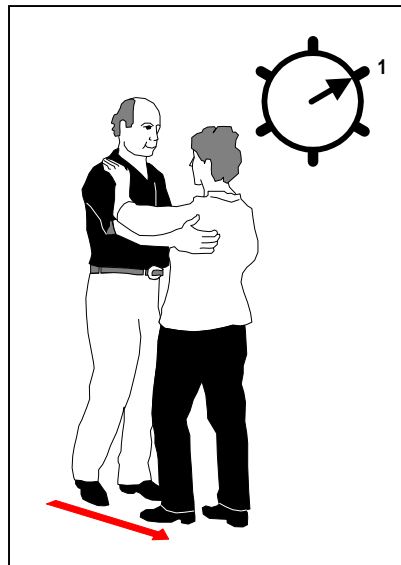
Completed Basic Triple-2 Step instruction
(This is a beginning pattern)

Introduction

The Under Arm Turn in Triple-2 Step is made up of distinct parts:

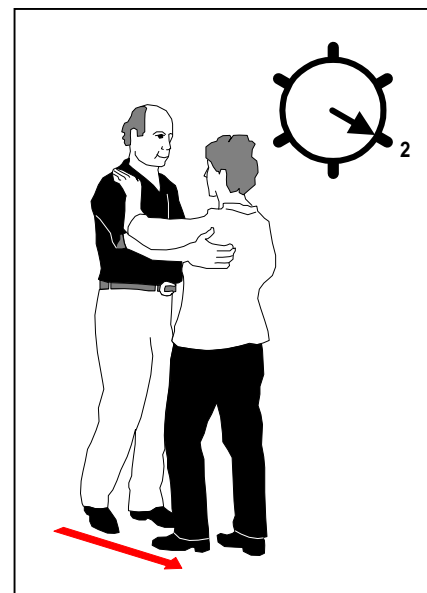
- Lead and hold on the second set of triple steps,
- Slow pivot turn on the walk, walk, and
- Recovery on the first set of triple steps in the next basic.

The First Triple Step Set

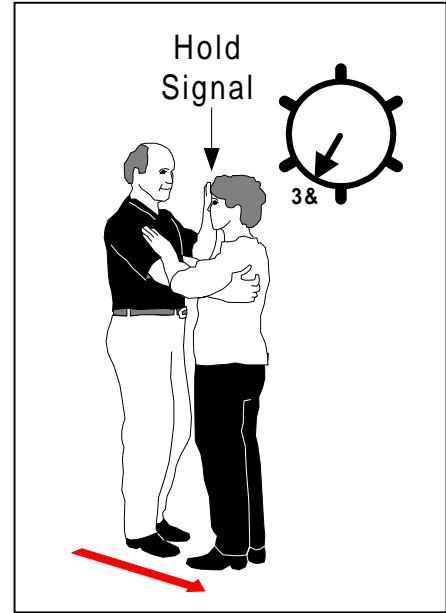
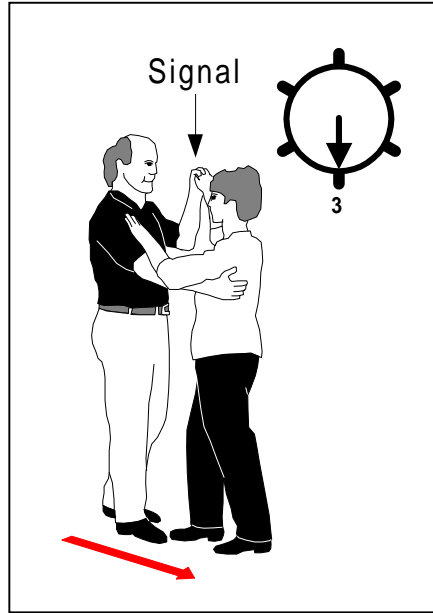


There is nothing extraordinary about the first triple step set. The gentleman leads a shuffle step with his left foot and ends with his left foot. The lady follows with a shuffle step on her right foot and ends with her right foot.

The count is “one-and-two”, or three steps in two beats of music. (Other ways of counting are “quick-quick-slow”, “triple-step”, or “shuffle-step”.)

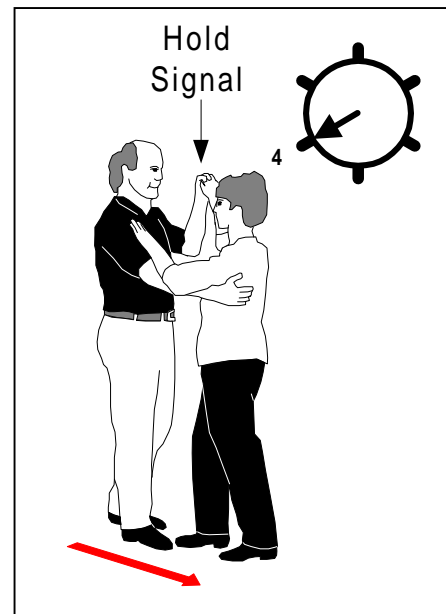


The Lead

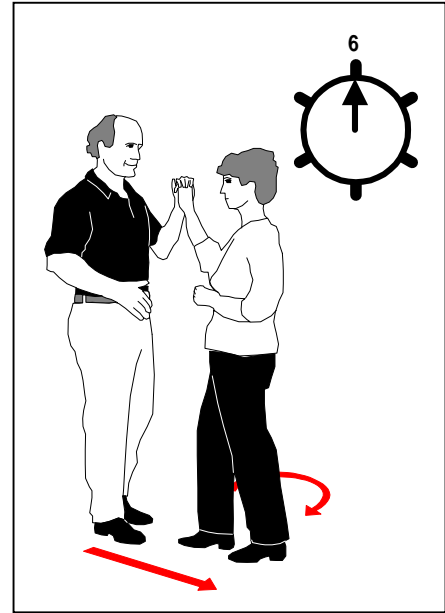
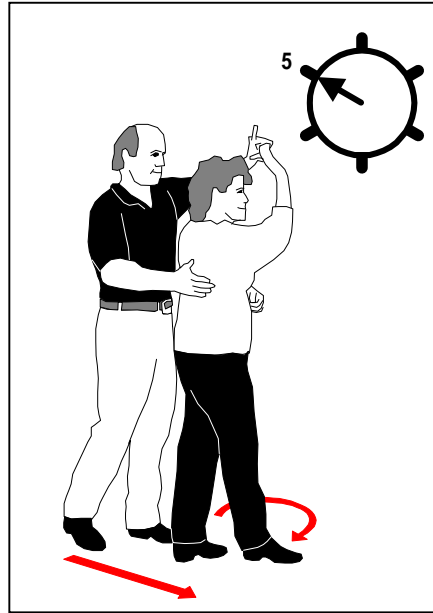


On the first count of the second set of triple steps, the gentleman lifts the partners joined hands to the level of the lady's eyes as a signal. He holds this in place for a full count of "three-and-four". He leads the second set of triple steps with his right foot and ends with his right foot. The lady follows the second set with her left foot and ends with her left foot.

A way to count this is to say, "lead and hold".



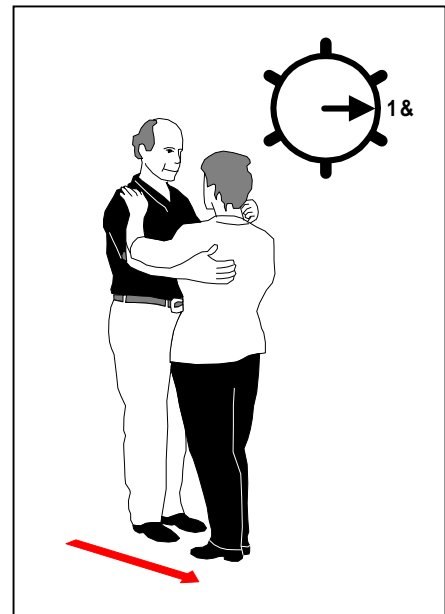
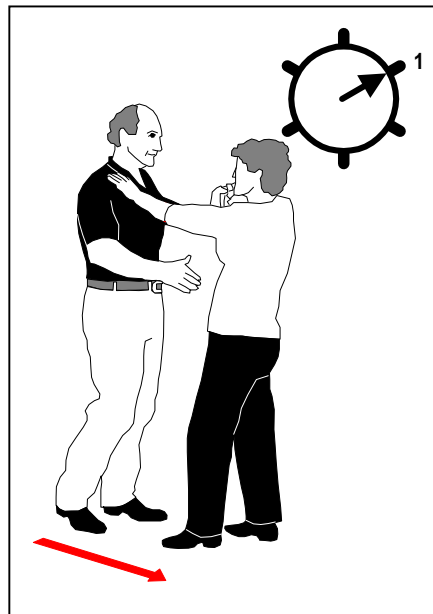
The Pivot Turn



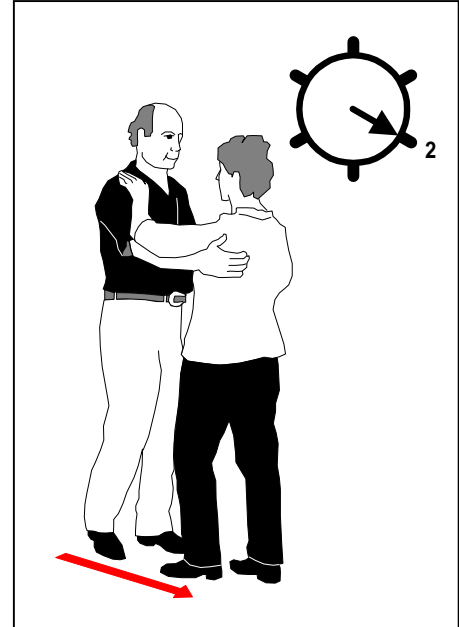
As the gentleman steps first left and then right on the counts of five, six, he leads the lady into a pivot turn (See “Spin, Spin, Spin”). On the count of five, she pivots a half turn on her left foot without passing her feet. On the count of six, she pivots a half turn on her right foot also without passing her feet.

On the count of five, the gentleman compels the lady to turn with gentle pressure on her back with his right hand. On the count of six, he lowers the joined hands to prevent her from turning again.

The Recovery



On the first set of triple steps of the second basic, the gentleman offers his right hand for closure, slides it under her arm, and ends in closed dance position



Conclusion

The material presented here is not all-inclusive, but only touches the high points. Additional details will have to be taught in conjunction with an instructor present. Please call to join a class.

This concludes the segment on Triple-2 Step Under Arm Turn.