

## Continuous Under Arm Turns from Promenade Two Step

**Pre-requisite**

Completed:

- Basic Two Step instruction
- Two Step Under Arm Turn from Forward
- Two Step Promenade with basic entry


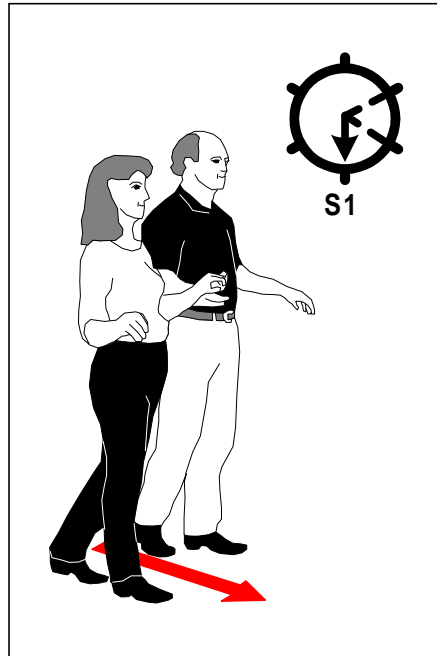
(This is a second level pattern)

**Introduction**

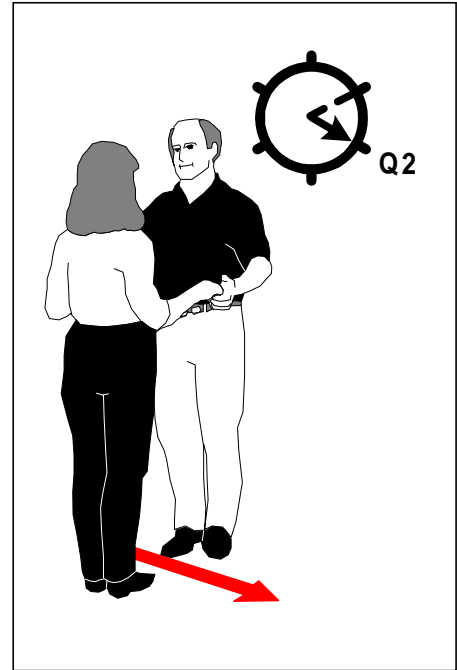
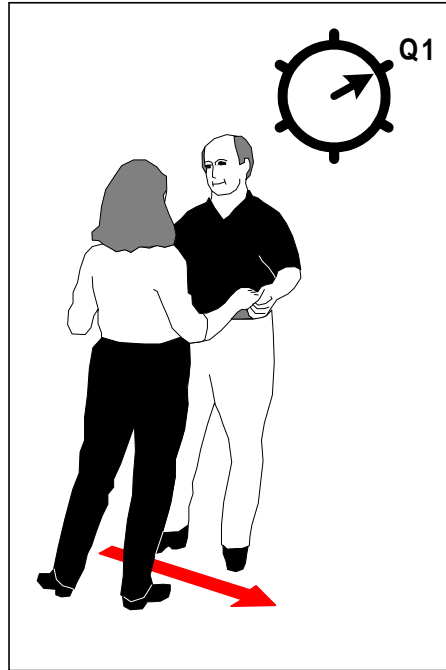
The Continuous Underarm Turns from Promenade in Two Step is made up of distinct parts:

- Dancers are executing Promenade pattern,
- From Promenade Back, lead underarm turn for the lady
- Return to Promenade Back
- Repeat as desired


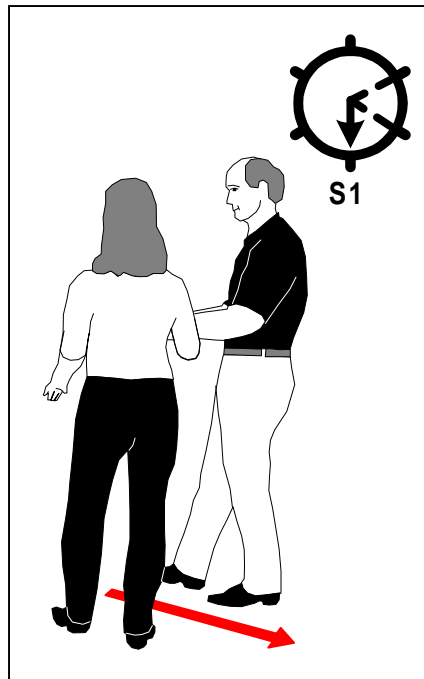
**Promenade Prep**



On slow steps, the couple execute forward walking steps of the promenade pattern.





On the quick steps, the couple execute the normal side-together of the promenade pattern.



On the slow steps the couple execute the normal promenade back footwork.

**The Underarm  
Turn Lead**



The first indication of a change is that on the side-together, the gentleman DOES NOT pick up the lady's free hand with his left hand. He leads the lady into her normal side-together with an elevated hand to indicate a coming turn. He executes a normal side-together step to keep pace with her.

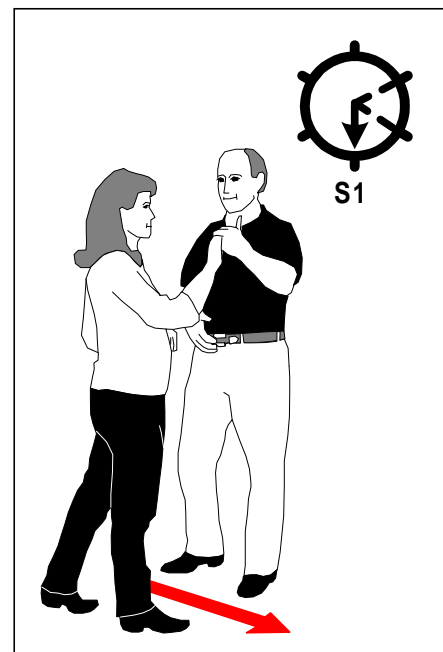
**Underarm Pivot  
Turn Exit**

The gentleman steps sideways on his first slow as he leads her first slow down the line of dance.

At this point, the lady has drawn her free hand up either across her body or at her right clavicle (collar bone).


The lady prepares to do a pivot turn where her feet do not pass as she changes weight to the forward foot.

The gentleman's footwork at this point is side-together-side or quick, quick, slow.



On the second slow, the gentleman takes the clasped hands over the lady's head to cause her to do a pivot turn backwards. He brings the hands down immediately as he sweeps the hands around to lead her into promenade back footwork.

Note that the lady has pivoted but has not passed her feet. The pivot turn counts as a slow step.





**The Repeat**

Even though the pair has taken only one slow step backward, the next steps are the side-together or quick, quick steps.

From this point, the couple may repeat the underarm turn or may go back into promenade regular footwork.

Note also, that the gentleman may now lead an underarm turn exit to closed forward.



**Conclusion**

The material presented here is not all-inclusive, but only touches the high points. Additional details will have to be taught in conjunction with an instructor present. Please call to join a class.

This concludes the segment on Two Step Continuous Underarm Turns from Promenade.