

2 Step Second Level Parallel Walks

Pre-requisite

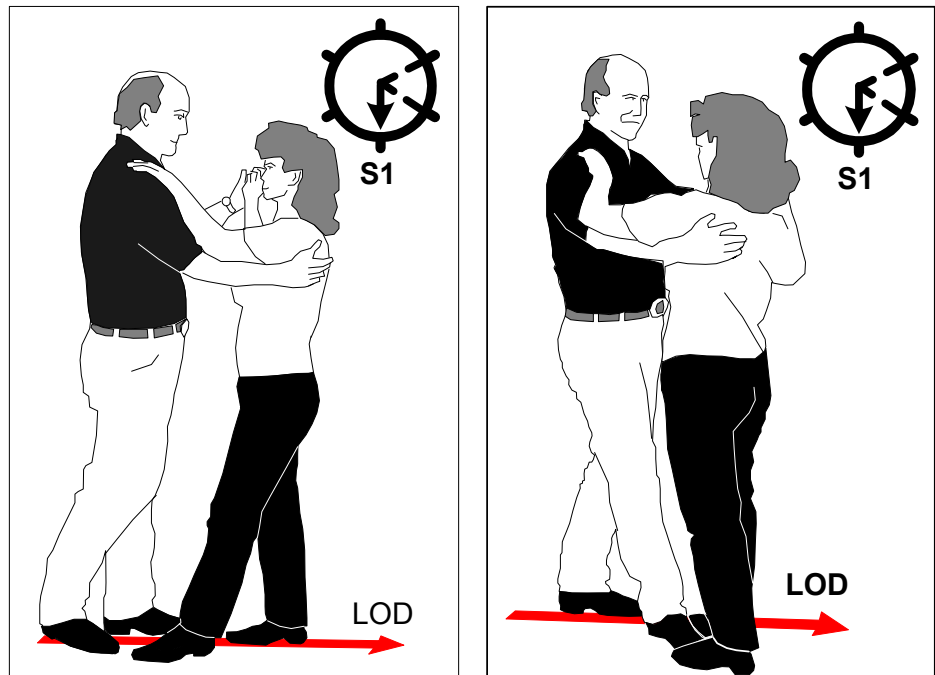
To complete this segment, you must have completed the first level of 2 step instruction.

Overview

Parallel Walks are a natural extension of the conversation pattern. The gentleman leads the lady into the conversation and then part way through he reverses his body position so he is backward and she is forward. They alternate back and forth until the close when he returns his body position to the same as hers for the exit.

The Conversation


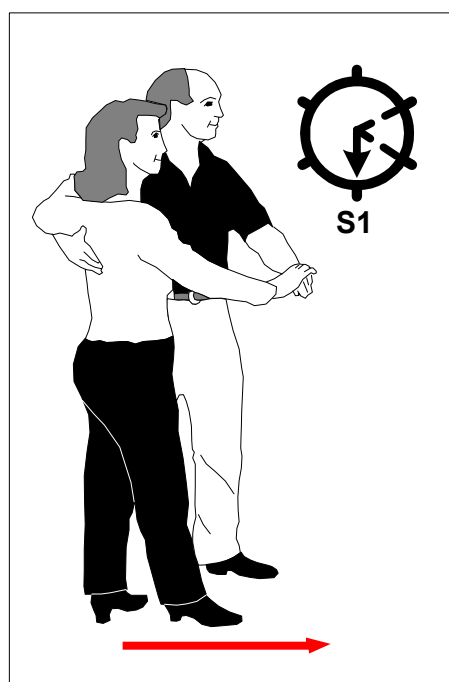
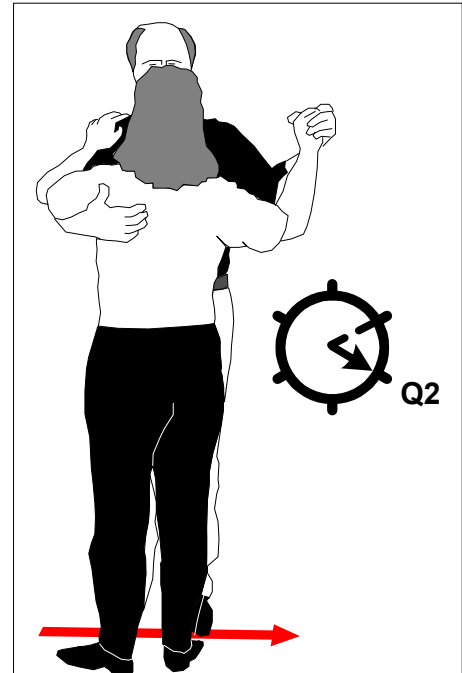
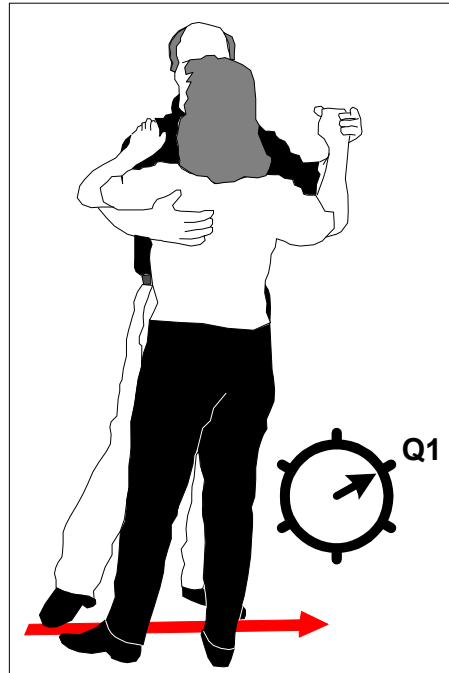
The following are the normal steps of the Conversation pattern. Review the segment on the Conversation for details.

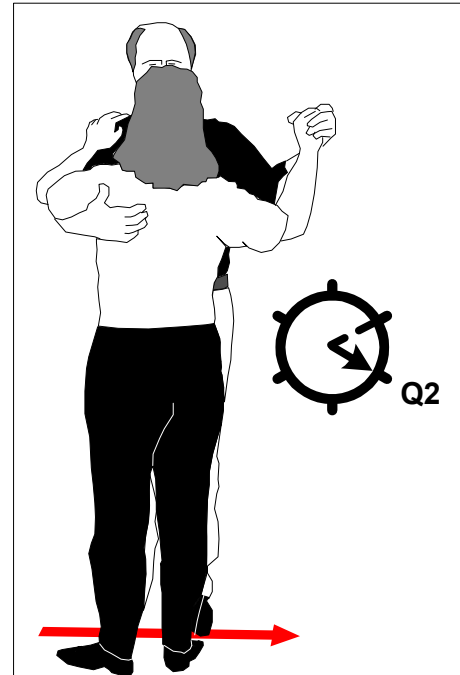
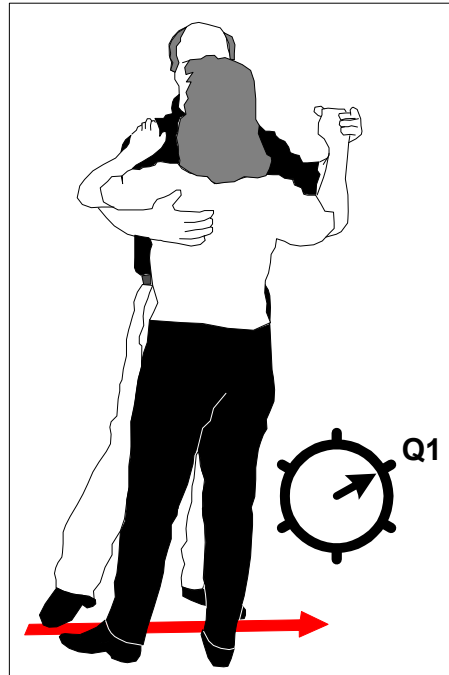


**The Conversation
(Continued)**

The concept here is developing a "pattern lead". The gentleman is showing the lady what he wants her to do.


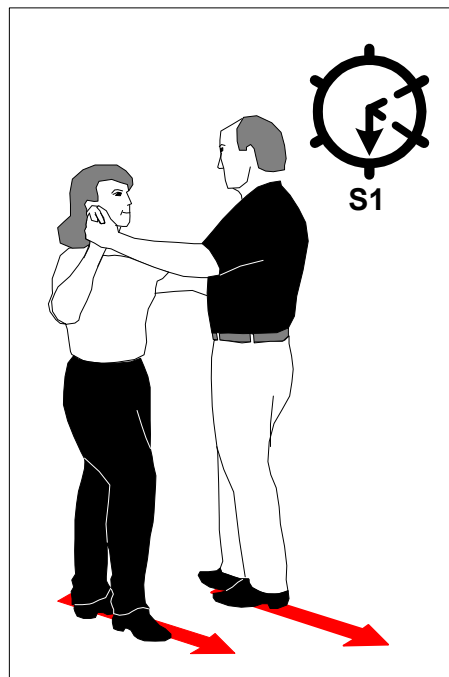
She is not aware that the pattern will change.





The Change

The gentleman uses his hand on her back (like a rudder) and their connected hands to compel her to continue the pattern they have just been executing. However, on the slows he steps backwards. He is showing the lady what he wants her to do on the next set of slow steps.

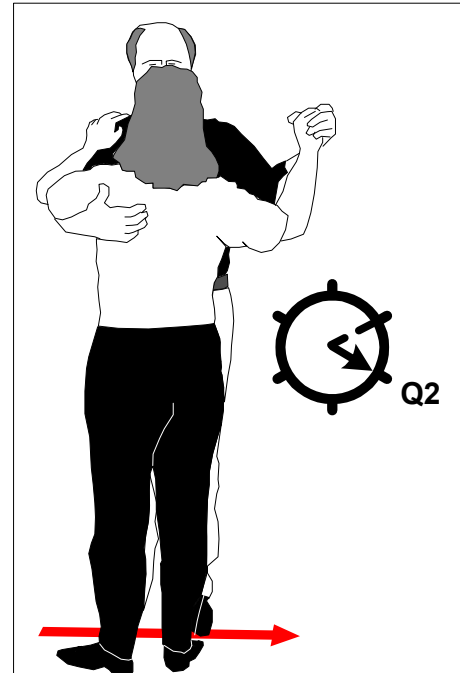
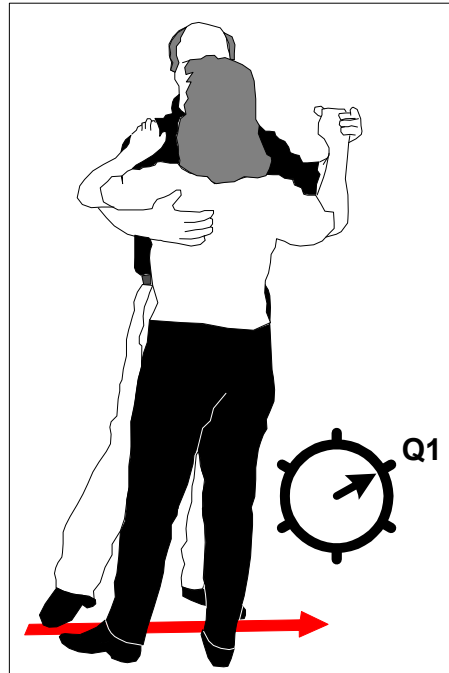


It is important for the gentleman to open some parallel distance between the partners to avoid “cloths-lining” her at this point.

He does this by holding her back slightly when he takes a little larger backward steps.

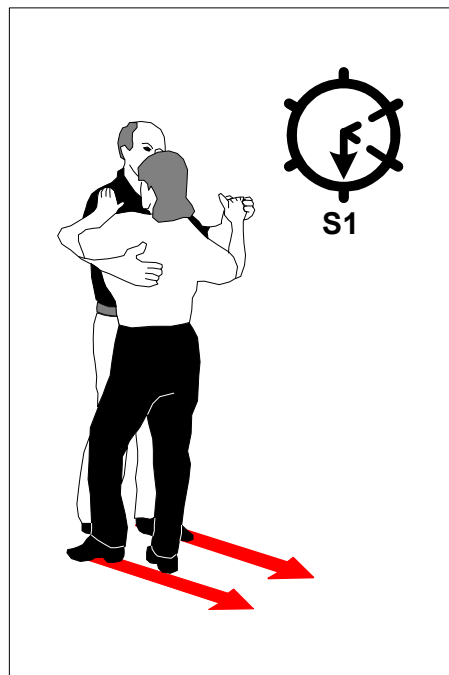
Side-Together

It is important during the side-together steps that the gentleman take small steps but compel the lady to take regular size steps. This is to allow her to pass him so that he does not crowd her ("cloths-line") when he has her step backward on the slow steps.



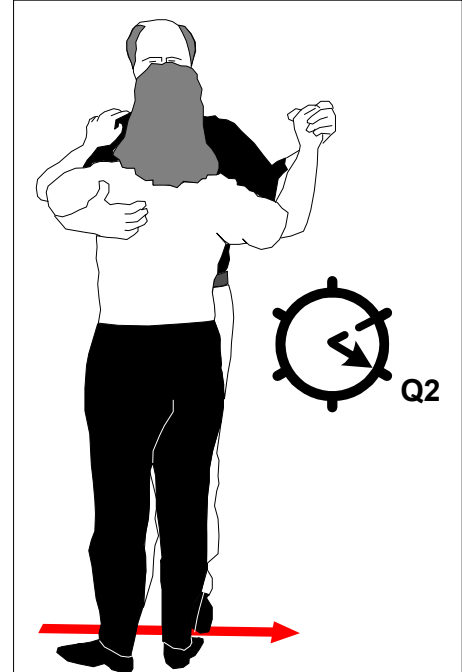
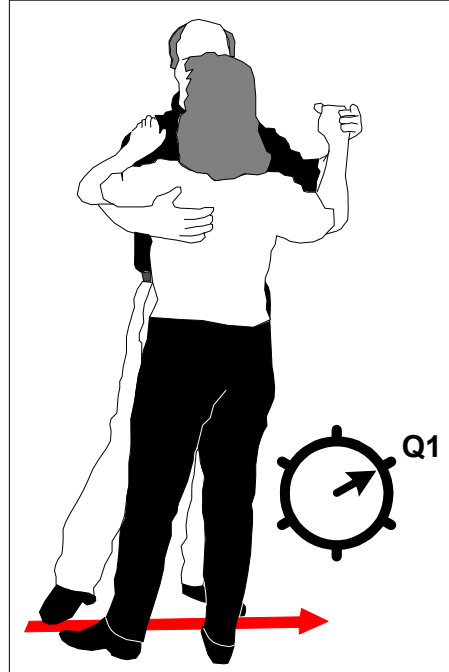
Lady Backward

It is important that the gentleman move his hand from her back to the corner of her body to prevent crowding her across her chest when the couple is in parallel. The lady can achieve this by pushing on the gentleman's shoulder with her left hand.




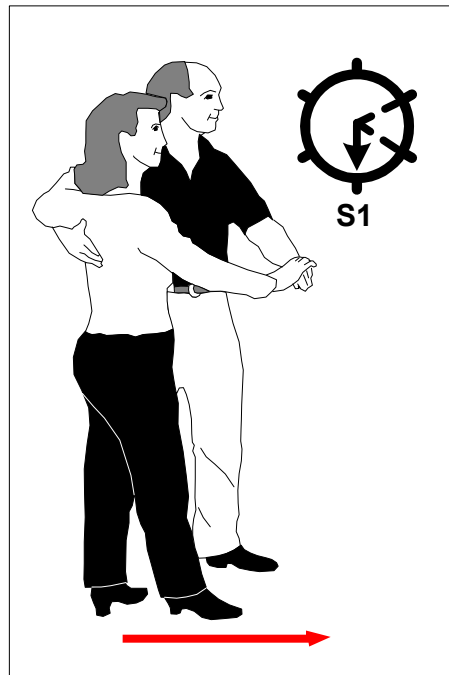
Side Together (on Exit)

The couple can repeat the previous patterns as desired. The exit may begin when the couple is executing the side together following the Lady Backward. She is expecting the gentleman to step backward. He executes a normal Conversation side-together.



Return to Regular Conversation

The gentleman uses his hand on her back (like a rudder) and the connected hands to lead her into the regular forward steps of the Conversation. She is doing the steps she already expects, but now sees that he is showing her what he wants her to do next.



What comes next? The gentleman can continue with the Conversation, he can lead her in Promenade, or he can exit to regular line of dance.

Conclusion The material presented here is not all-inclusive, but only touches the high points. There are many other tips to help in your two step technique. Some of these tips will be presented in the course of other dance segments, while others may have to be taught in conjunction with an instructor present.

This concludes the segment on 2 step Parallel Walks.