

## Basic Promenade Two Step

### Pre-requisite

Completed:

- Basic Two Step instruction
- Two Step Conversation with various exits

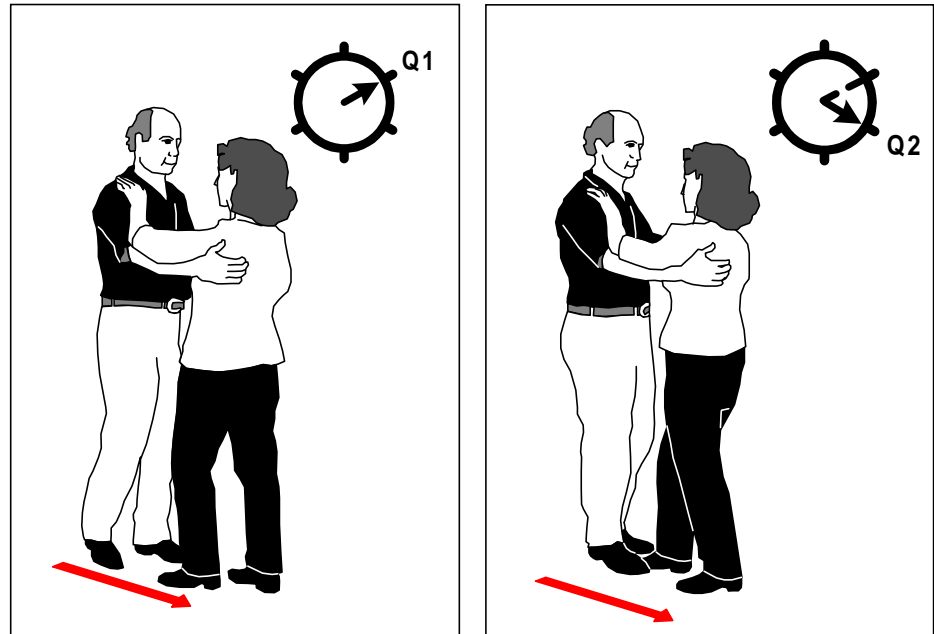
(This is a beginning pattern)

### Introduction

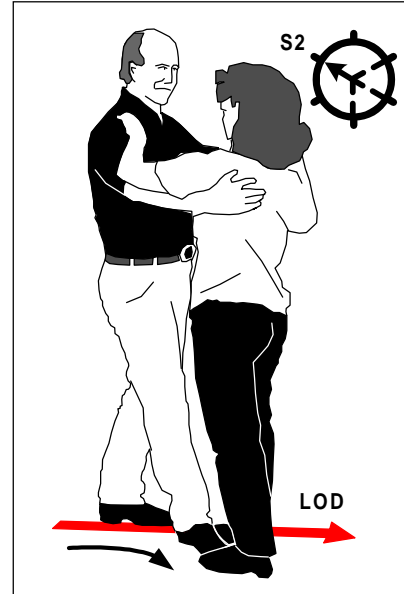
The Basic Promenade in Two Step is made up of distinct parts:

- Dancers are executing a Conversation Basic,
- Simple entry to promenade,
- Promenade repeating pattern, and
- Simple exit to Conversation Basic


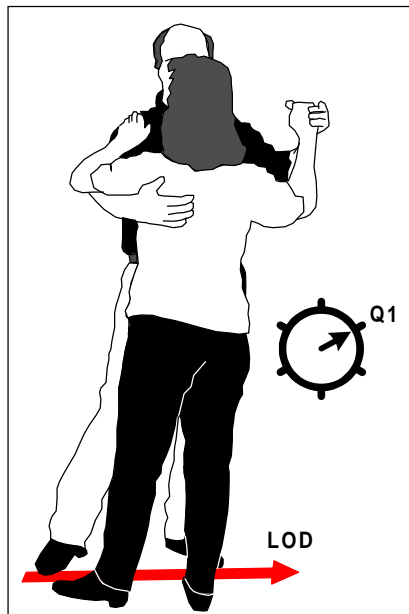
### Conversation Basic Entry




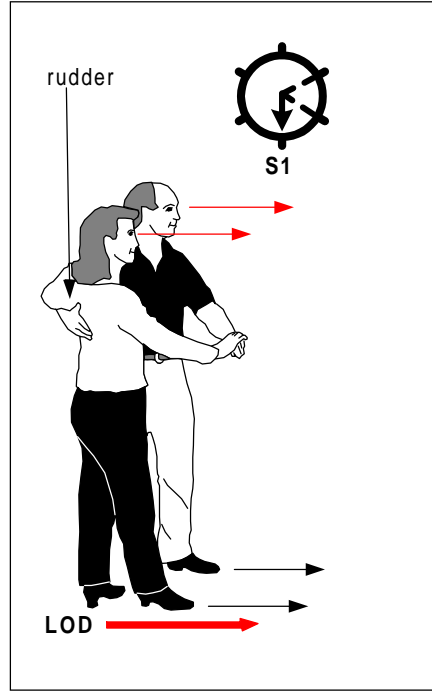
The gentleman leads the entry into the Promenade by using the Conversation Basic as a transition pattern. (Refer to the segment on Conversation Basic.) He enters into the Conversation with two quick steps down the line of dance.



As learned in the Conversation Basic segment, the first slow step is straight forward in the line of dance. With the second slow, the gentleman twists his frame to the right to and takes the lady with him to cause her to step to the outside and part her feet. He places his right foot between her feet.





The quick steps (side-together) are the same as the Conversation Basic.




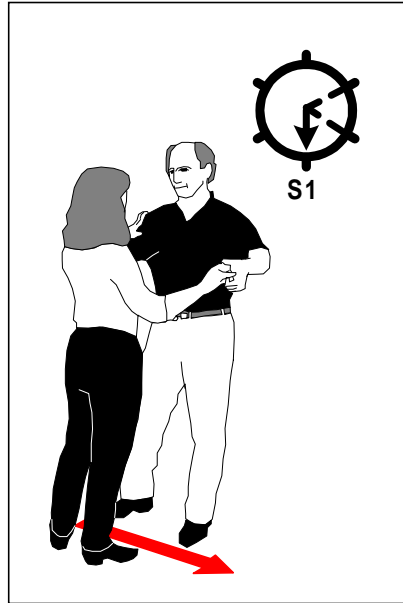
The first forward slow step is the same as the regular Conversation Basic. However, there is a change on the second forward slow step. The gentleman changes his connected hand hold from laced to holding the outside of her hand. This serves to warn the lady and it prepares his hand to pull through in the open Promenade.

**Simple Promenade Entry**



The next quick steps (side together) are the same as the Basic Conversation except that the gentleman has a different hand hold on the common connected hands.

Pull Through



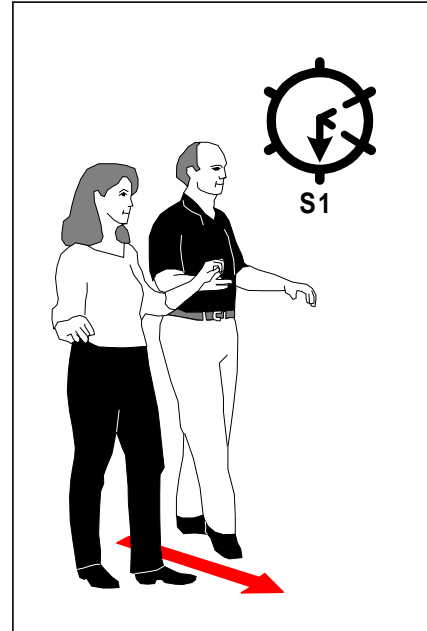
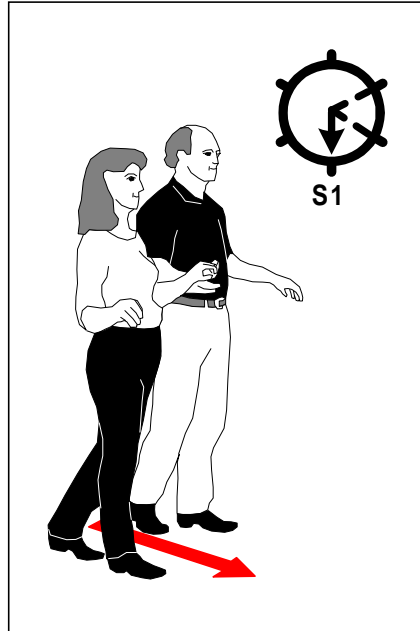
The gentleman confirms to the lady that the pattern has changed when he takes his first slow step after the side together. **Rather than** step forward and guide her likewise with his hand on her back, he takes his slow step to the side and carries her with him. On the second slow, he pulls the connected hands through to cause her to step back with him into the Basic Promenade.

The Repeat



The repeat portion begins with the side together in an OPEN hold.

NOTE: Even though the entry is a “side-together-side”, it is still a quick, quick, slow. The pull through shown above is the second slow. That is followed immediately by the quick, quicks.


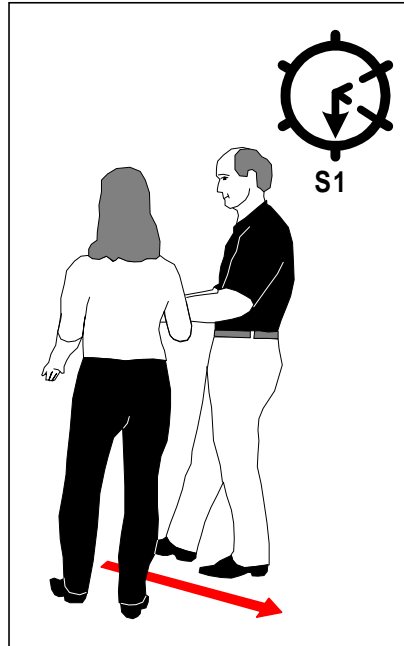




Two slow steps are with both dancers walking forward in the line of dance with an OPEN hand hold. The gentleman presents a “fence” with his hand and the lady rests her left hand upon it.



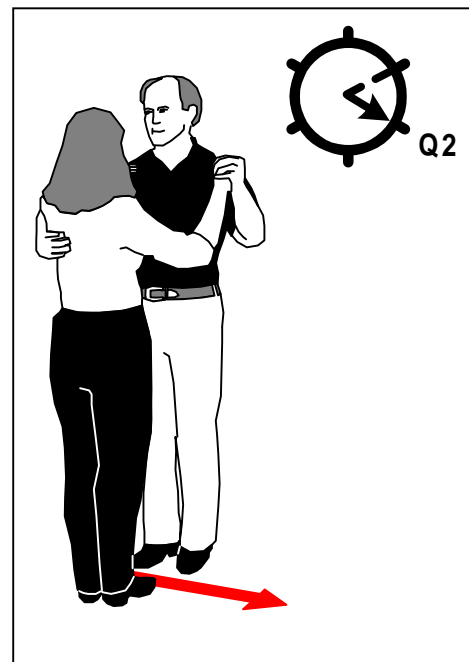

The quick steps (side together) are the same OPEN hold side together steps taken in the last basic. At this point, the gentleman is holding both of the lady’s hands gently.

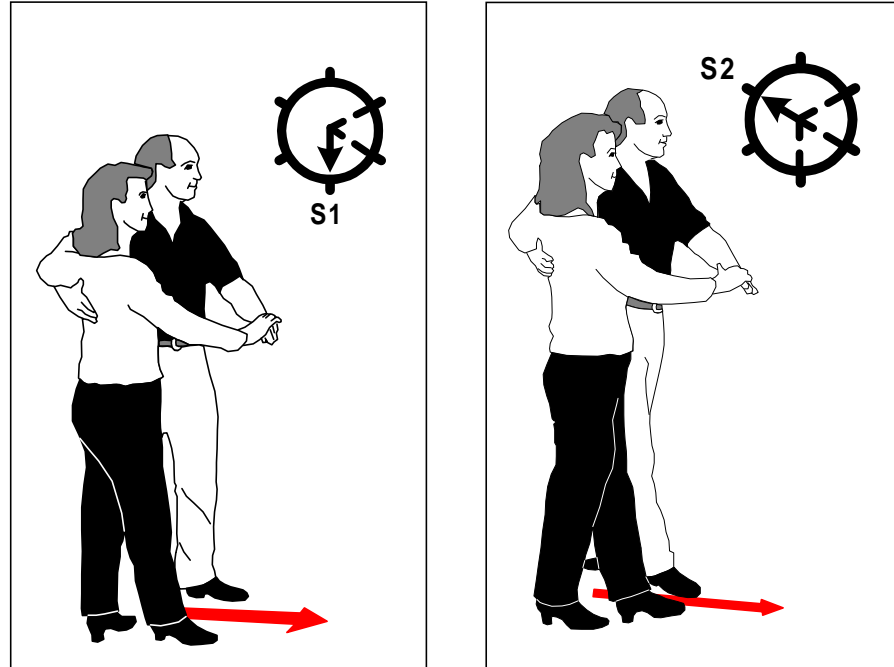


On the slow steps, the gentleman pulls through on the second slow and returns to OPEN facing backward line of dance where they began. This is the end of the repeat portion. The dancers may repeat the Promenade as many times as they like.

**Simple Exit to Conversation**

On the quick steps (side – together), the gentleman does NOT take the lady’s left hand as previous, but scoops his hand under her arm and closes on her back.





With the slow steps, the dancers are back into the familiar conversation footwork. Exit from this pattern is as taught previously under the segment on Conversation Basic and Conversation Alternate Entry – Exits.

### Conclusion

The material presented here is not all-inclusive, but only touches the high points. Additional details will have to be taught in conjunction with an instructor present. Please call to join a class.

This concludes the segment on Two Step Promenade Basic.