

## Under Arm Entry to Promenade Two Step

### Pre-requisite

Completed:

- Basic Two Step instruction
- Two Step Under Arm Turn from Forward
- Two Step Conversation
- Two Step Promenade with basic entry

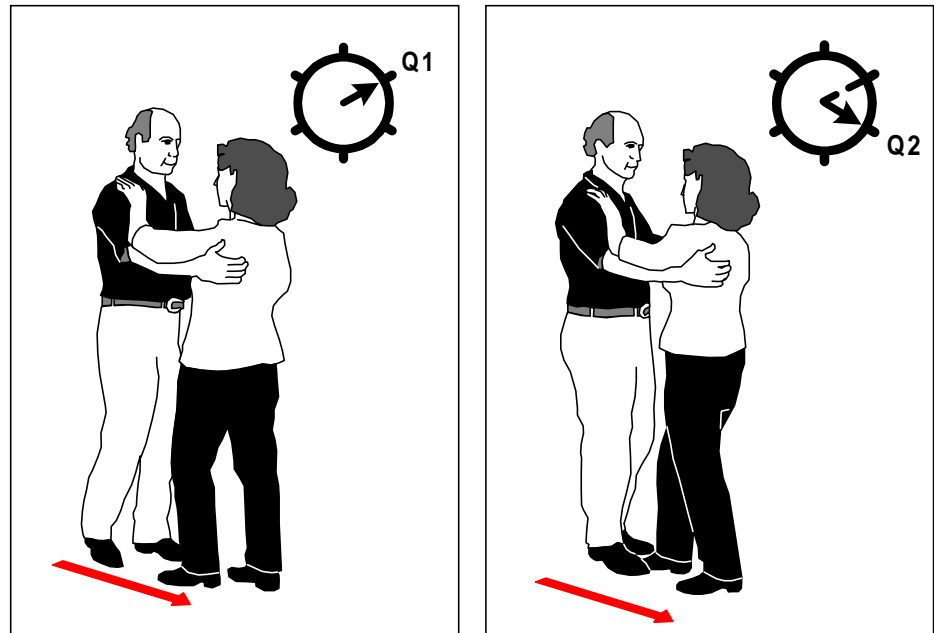
(This is a second level pattern)

### Introduction

The Underarm Entry to Promenade in Two Step is made up of distinct parts:

- Dancers are executing Conversation pattern,
- Lead underarm turn for the lady into Promenade back, and
- Side-together-side gentleman footwork to Promenade back.

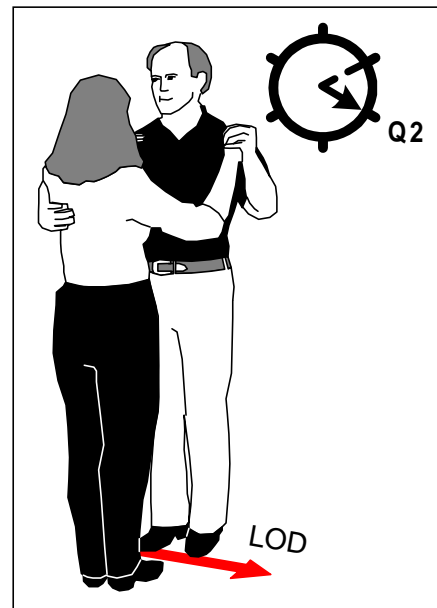
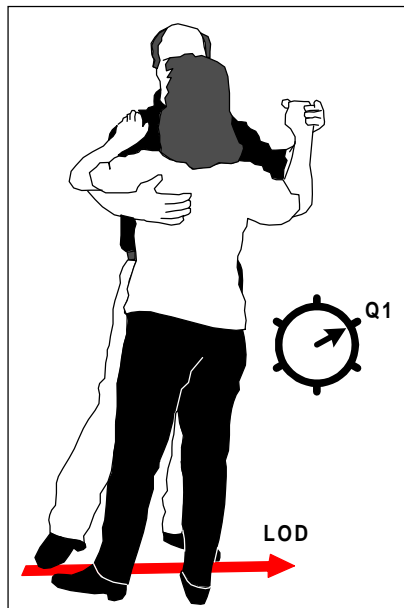
### Conversation Entry




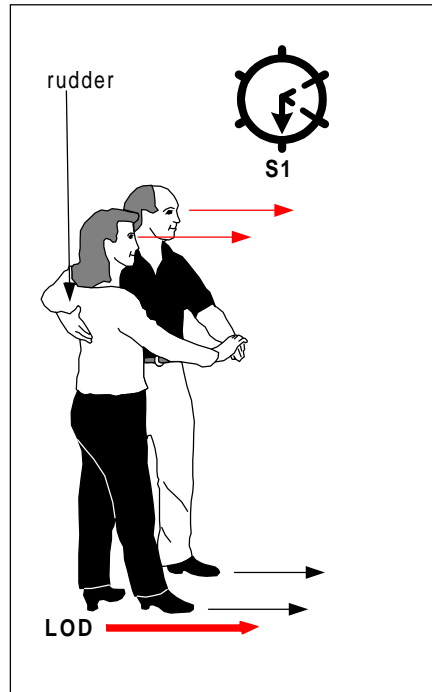
The gentleman enters into the Conversation with two quick steps down the line of dance.



As learned in the Conversation Basic segment, the first slow step is straight forward in the line of dance. With the second slow, the gentleman twists his frame to the right to and takes the lady with him to cause her to step to the outside and part her feet. He places his right foot between her feet.


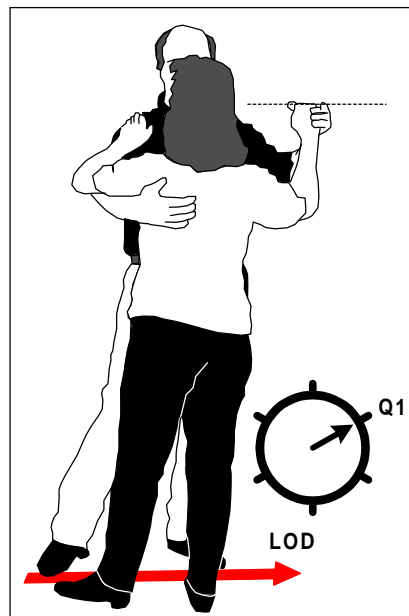


The quick steps (side-together) are the same as the Conversation Basic.

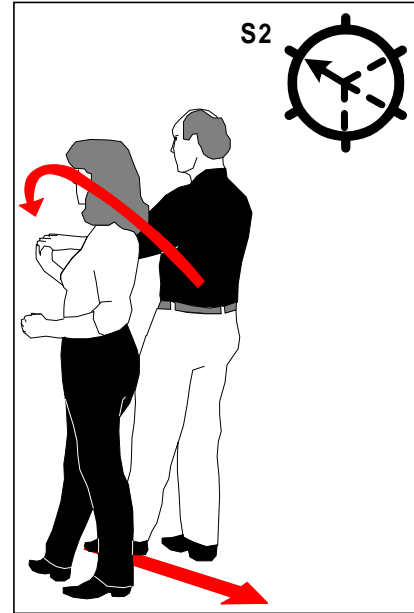
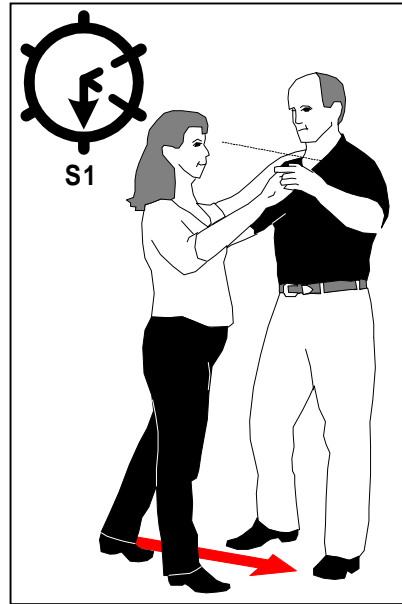


The first and second forward slow step are the same as the regular Conversation Basic.

**Underarm Pivot Turn**



The next quick steps (side together) are the same as the Basic Conversation except that the gentleman is holding the clasped hands at the height of the lady's eyes to prewarn her of the underarm turn in the next set of steps..

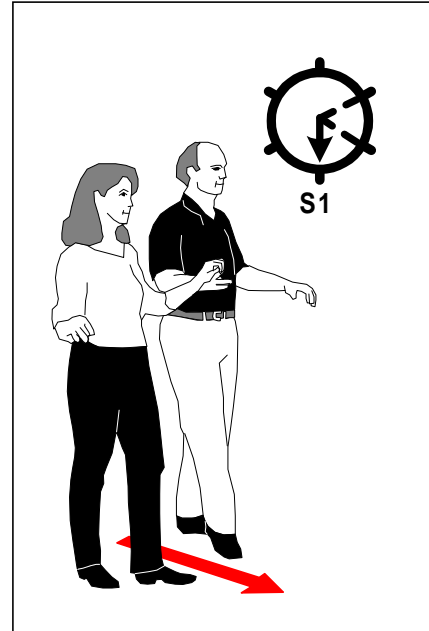
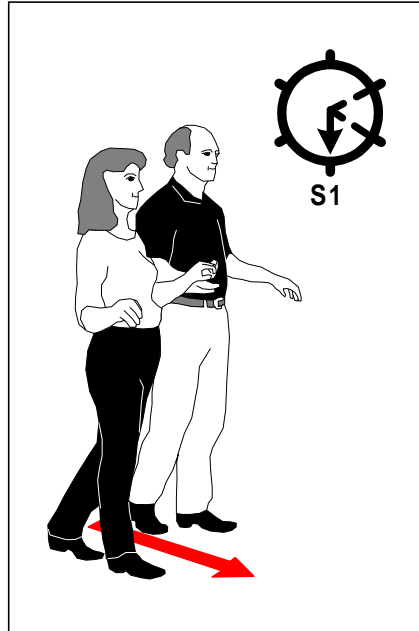


The gentleman takes another side step for his first slow. However, using his left hand on the lady's back, he causes her to turn forward on her first slow. This completes a side-together-side for him and a side-together-forward for her. In addition, the gentleman holds the joined hands in front of the lady's face to indicate the next step is an under arm turn. With the next slow, the gentleman loops the joined hands over her head and the pair step back in the promenade back position.

**The Promenade**

Note that even though the two have stepped back only one step, the next steps are the side together of the promenade.





Those are followed by the regular steps of the promenade pattern.

**Conclusion**

The material presented here is not all-inclusive, but only touches the high points. Additional details will have to be taught in conjunction with an instructor present. Please call to join a class.

This concludes the segment on Two Step Underarm Entry to Promenade.