

Under Arm Exit from Promenade Two Step

Pre-requisite

Completed:

- Basic Two Step instruction
- Two Step Under Arm Turn from Forward
- Two Step Conversation
- Two Step Promenade with basic entry

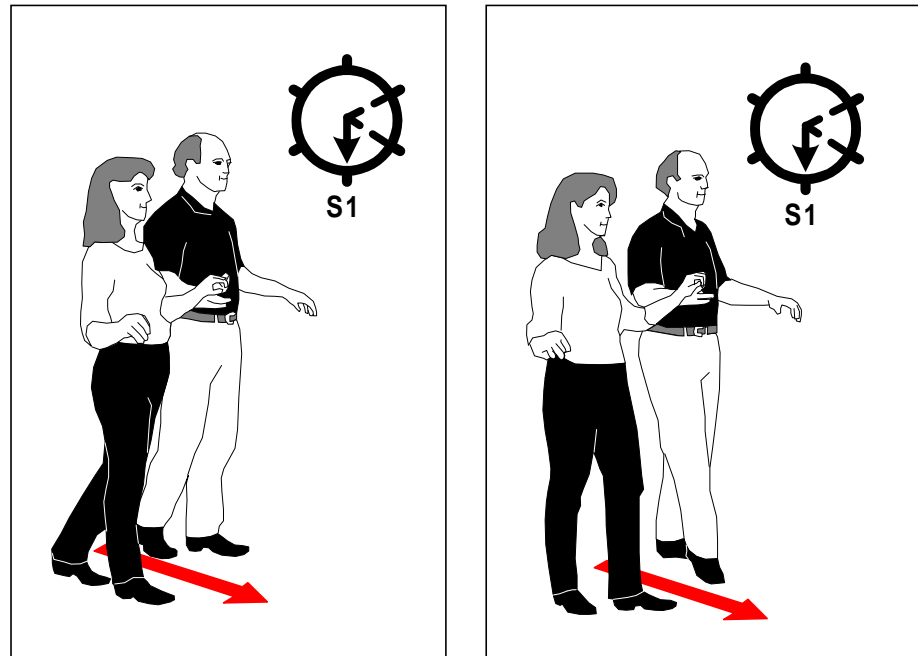
(This is a second level pattern)

Introduction

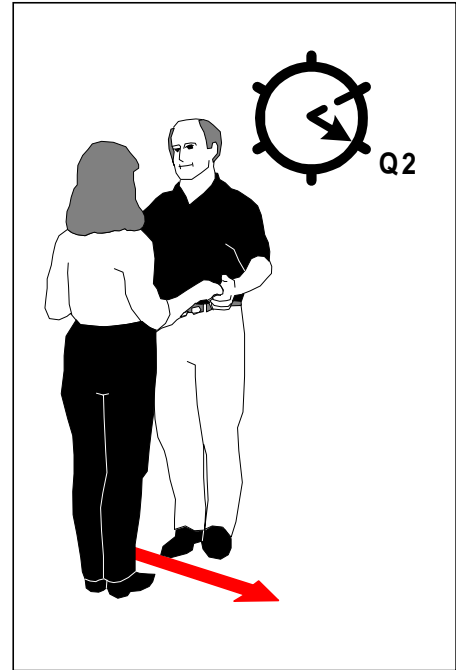

The Underarm Exit from Promenade in Two Step is made up of distinct parts:

- Dancers are executing Promenade pattern,
- From Promenade Back, lead underarm turn for the lady into Forward Closed position


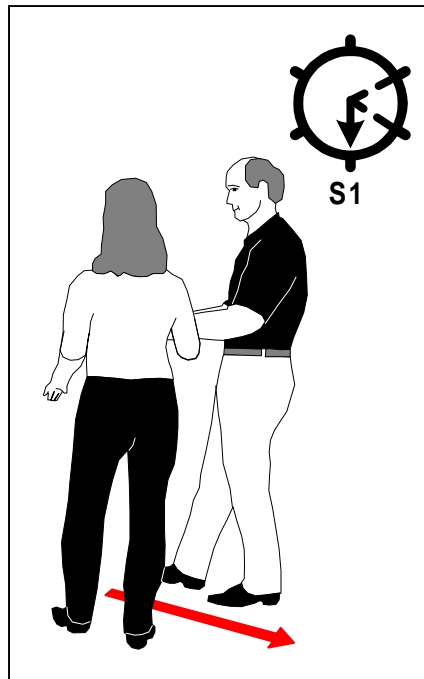
Promenade Prep



On slow steps, the couple execute forward walking steps of the promenade pattern.

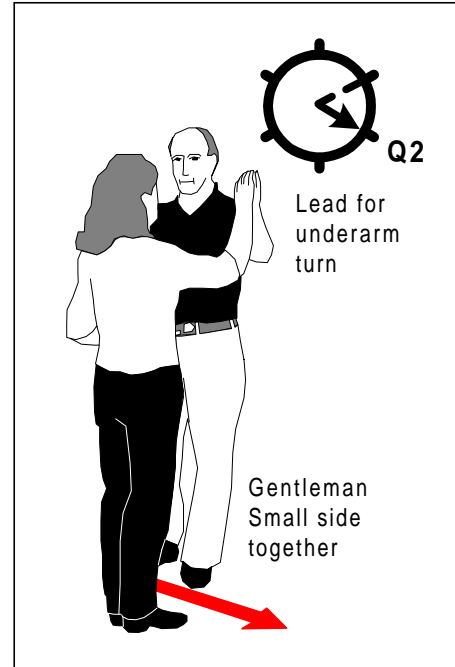
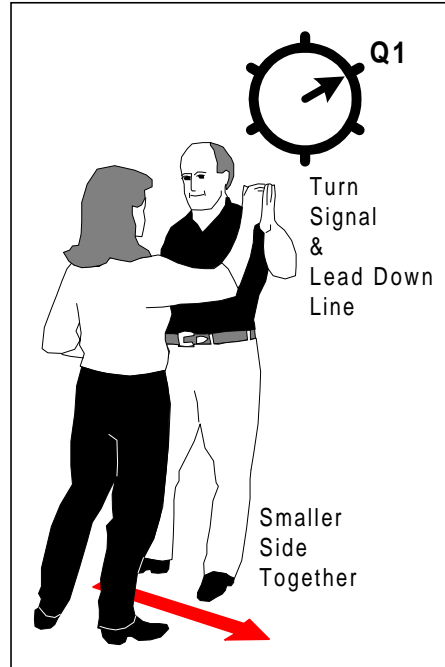


On the quick steps, the couple execute the normal side-together of the promenade pattern.



On the slow steps the couple execute the normal promenade back footwork.

The Sweep

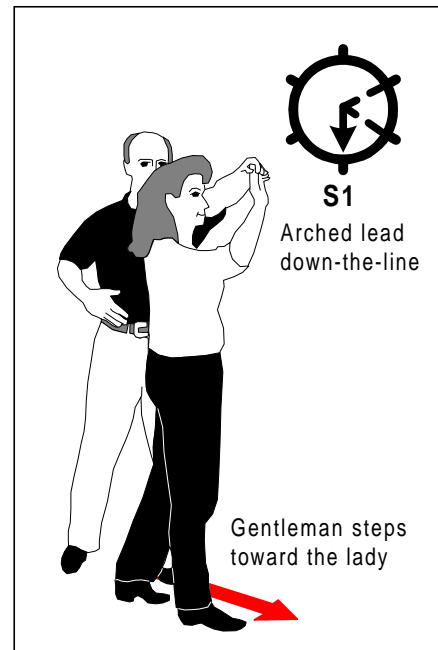


The first indication of a change is that on the side-together, the gentleman DOES NOT pick up the lady's free hand with his left hand. He leads the lady into her normal side-together with an elevated hand to indicate a coming turn. He also executes a small side-together himself to allow her to pass him up in LOD.

Underarm Pivot Turn Exit

The gentleman steps toward the lady on the first slow as he leads her first slow down the line of dance.


At this point, the lady has drawn her free hand up either across her body or at her right clavicle (collar bone).



On the second slow, the gentleman takes the clasped hands over the lady's head to cause her to do a pivot turn backwards. He brings the hands down immediately as he sweeps the hands around to prevent her from doing a double turn.

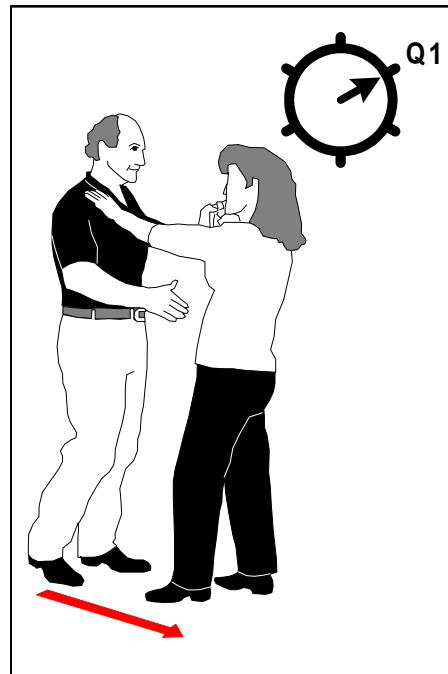
Note that the lady has pivoted but has not passed her feet. The pivot turn counts as a slow step.

The gentleman must be prepared to close with the lady.



The Close

The gentleman fixes the clasped hands on the first quick step and closes to normal forward closed footwork.



Conclusion

The material presented here is not all-inclusive, but only touches the high points. Additional details will have to be taught in conjunction with an instructor present. Please call to join a class.

This concludes the segment on Two Step Underarm Exit from Promenade.